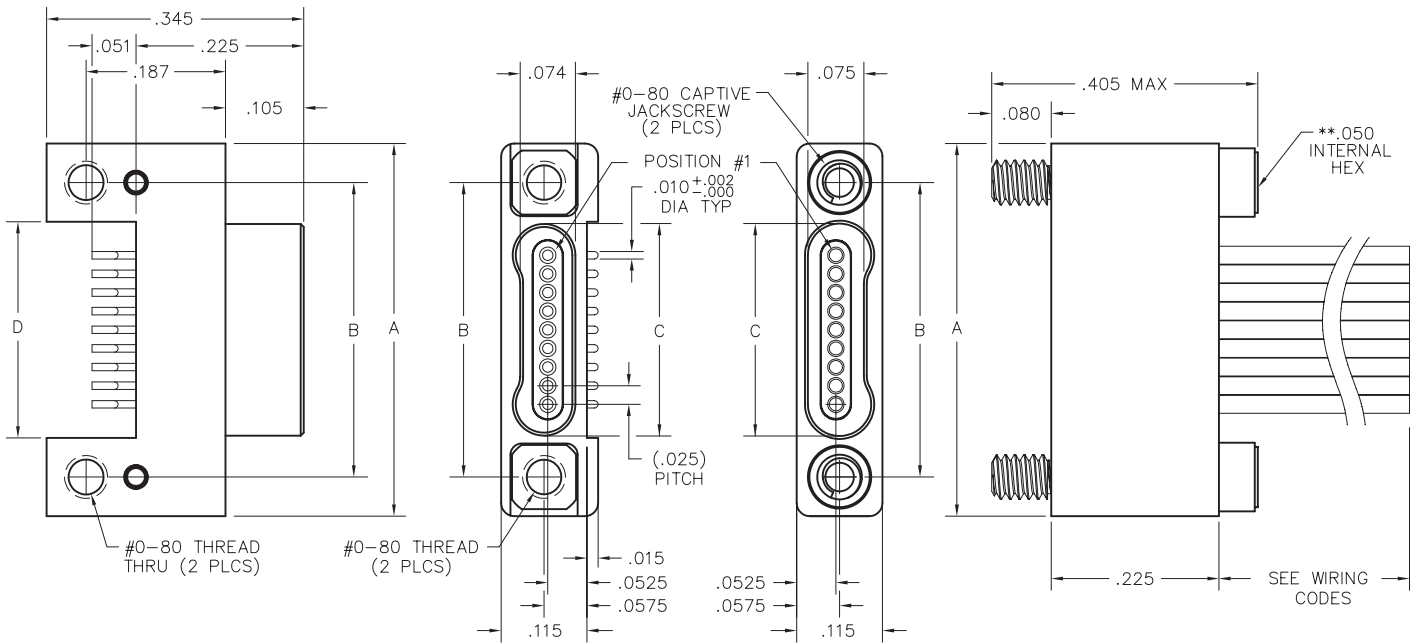
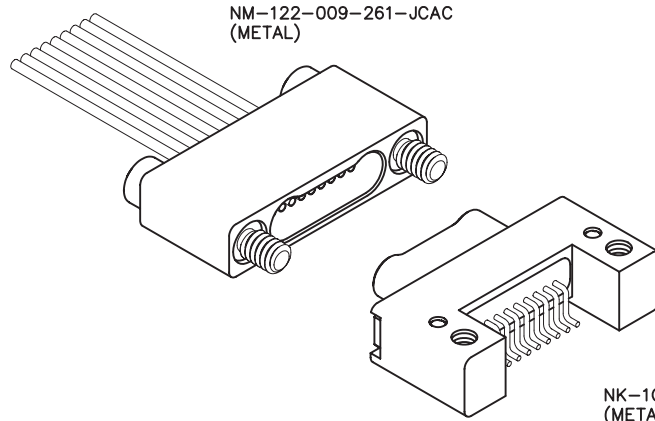


**1 ROW**  
**Cable to Board**  
**Horizontal SMT**

.025"

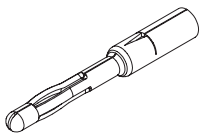
**NM, NK**

9 thru 51 Contacts

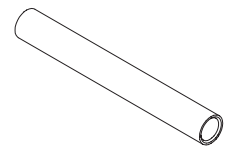


PLUG

RECEPTACLE



PIN CONTACT  
3 TINE SPRING MEMBER, CRIMP



SOCKET CONTACT  
DRAWN TUBE, CRIMP

SIZE	A	B	DIMENSIONS		D
			PLUG	RCPT	
9	.500	.395	.284	.285	.290
15	.650	.545	.434	.435	.440
21	.800	.695	.584	.585	.590
25	.900	.795	.684	.685	.690
31	1.050	.945	.834	.835	.840
37	1.200	1.095	.984	.985	.990
51	1.550	1.445	1.334	1.335	1.340

\*\* = HEX MEASUREMENT TAKEN ACROSS THE FLATS.

— CLICK HERE —

**REQUEST QUOTE**

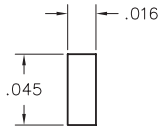
www.geminelec.com

PAGE 1 OF 4 PAGES

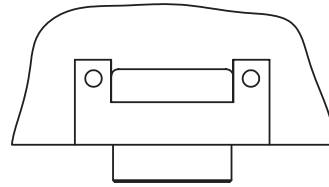
(800) 882-6414 | sales@geminelec.com

# Recommended PC Board Layout

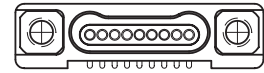
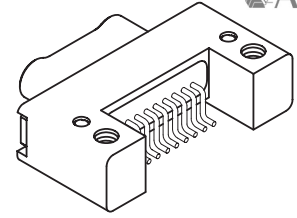
Horizontal SMT Plug  
FOR REFERENCE ONLY



FOOTPRINT / PAD CONFIGURATION

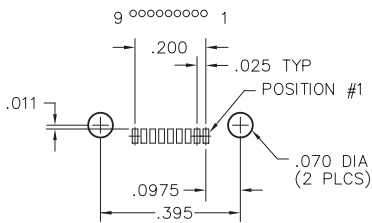


PC BOARD LAYOUT COMPONENT SIDE

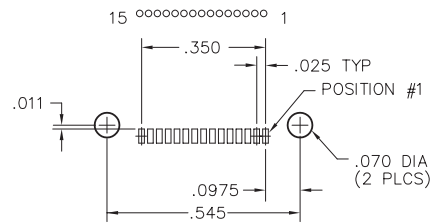


CONNECTOR MATING FACE

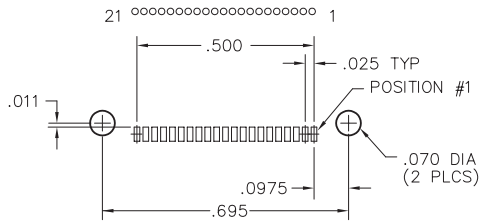
## 9 POSITION



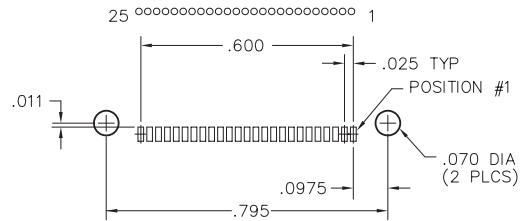
## 15 POSITION



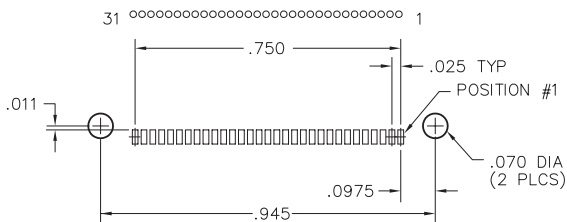
## 21 POSITION



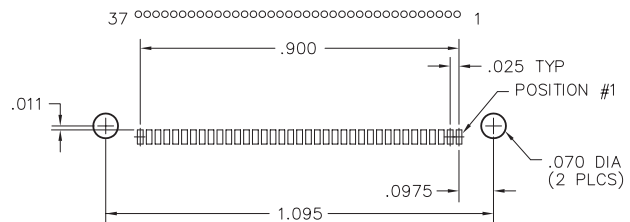
## 25 POSITION



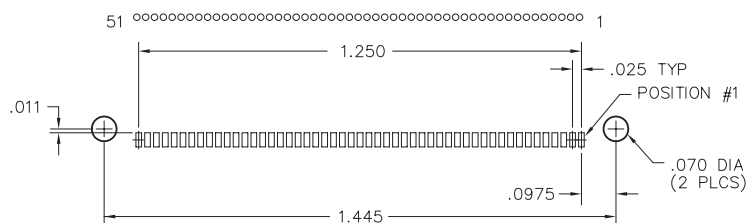
## 31 POSITION



## 37 POSITION



## 51 POSITION



— CLICK HERE —



**PLUG:** NK-1C2-009-125-TH00  
**RECEPTACLE:** NM-122-009-261-JCAC  
XX-XXX-XXX-XXX-XXXX

PLUG		RECEPTACLE	
<b>SERIES</b>			
NK .025" Metal PC Board Mounted Connector		NM .025" Metal I/O Connector	
<b>BODY</b>			
1 1-Row		1 1-Row	
<b>BODY STYLE:</b> C Plug, horizontal mount SMT		<b>BODY STYLE:</b> 2 Receptacle, straight	
<b>BODY MATERIAL:</b> 2 Liquid Crystal Polymer w/ electroless nickel shell 3 Liquid Crystal Polymer w/ electrodeposited cadmium shell <input checked="" type="checkbox"/>		<b>BODY MATERIAL:</b> 2 Liquid Crystal Polymer w/ electroless nickel shell 3 Liquid Crystal Polymer w/ electrodeposited cadmium shell <input checked="" type="checkbox"/>	
<b>SIZE</b>			
XXX Number of contacts (009, 015, 021, 025, 031, 037 or 051)		XXX Number of contacts (009, 015, 021, 025, 031, 037 or 051)	
<b>CONTACTS</b>			
<b>TYPE CONTACTS/TERMINATIONS:</b> 12 Pin, SMT		<b>TYPE CONTACTS/TERMINATIONS:</b> 26 Socket, straight, crimped wire	
<b>PLATING OPTIONS:</b> 5 50 u" Au contacts; Sn/Pb alloy terminations <input checked="" type="checkbox"/> 8 50 u" Au contacts; Tin plated terminations		<b>PLATING OPTIONS:</b> 1 50 u" Au contacts	
<b>HARDWARE</b>			
<b>STYLE OF HARDWARE:</b> 00 None TH Threaded hole, #0-80 UNF		<b>STYLE OF HARDWARE:</b> 00 None JC Turning jackscrews, captivated #0-80 UNF*	
<b>WIRING OPTIONS:</b> 00 None		<b>WIRING OPTIONS:</b> XX See wiring codes, Page NA-2	

\* = Recommended torque value 1.0 inch-lbs. max.  
Ball end hex wrench not recommended  
Hex wrench key/bit conforming to the requirements of ASME / ANSI-B-18.3 is recommended.  
.050" hex L-key long arm wrench - order AirBorn p/n CDG14148.

= Option not RoHS compliant

