

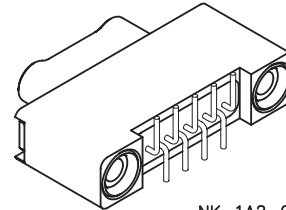
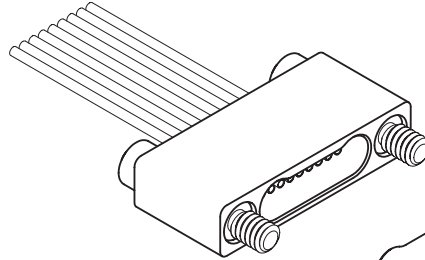
1 ROW
Cable to Board
Vertical SMT

.025"

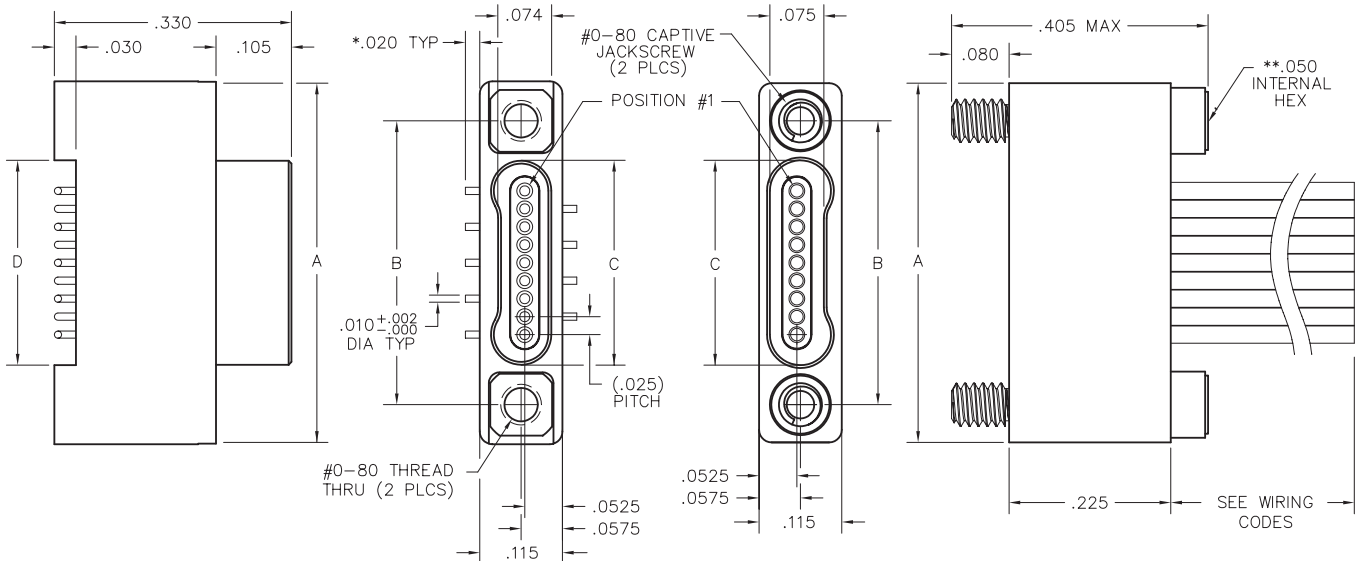
NM, NK

9 thru 51 Contacts

NM-122-009-261-JCAC
(METAL)

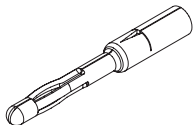


NK-1A2-009-125-TH00
(METAL)

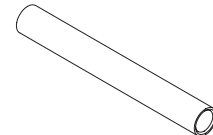


PLUG

RECEPTACLE



PIN CONTACT
3 TINE SPRING MEMBER, CRIMP



SOCKET CONTACT
DRAWN TUBE, CRIMP

SIZE	A	B	C		D
			PLUG	RCPT	
9	.500	.395	.284	.285	.287
15	.650	.545	.434	.435	.437
21	.800	.695	.584	.585	.587
25	.900	.795	.684	.685	.687
31	1.050	.945	.834	.835	.837
37	1.200	1.095	.984	.985	.987
51	1.550	1.445	1.334	1.335	1.337

* = DIMENSION CHANGES TO .040" FOR "010" OPTION. SEE PAGE N-20.
** = HEX MEASUREMENT TAKEN ACROSS FLATS.

— CLICK HERE —

REQUEST QUOTE

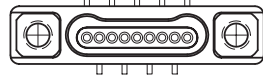
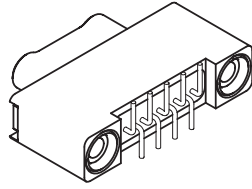
www.geminelec.com

PAGE 1 OF 4 PAGES

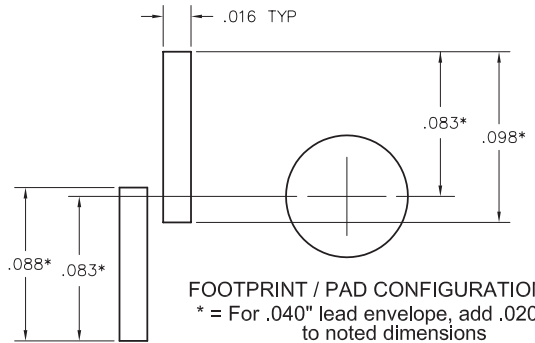
(800) 882-6414 | sales@geminelec.com

Recommended PC Board Layout

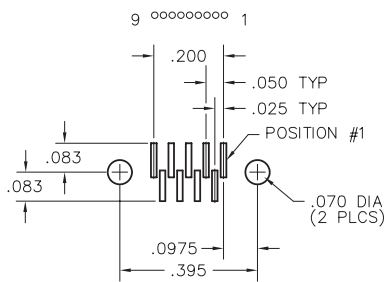
Vertical SMT Plug
.020 & .040 Lead Envelopes
FOR REFERENCE ONLY



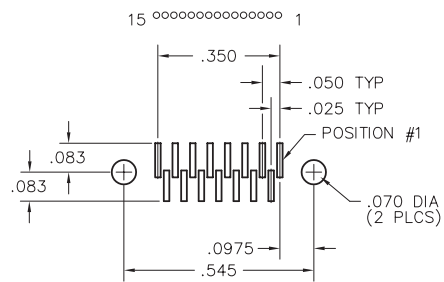
CONNECTOR MATING FACE



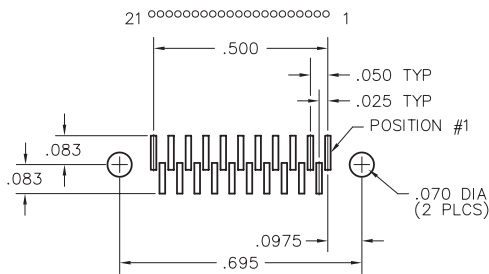
9 POSITION



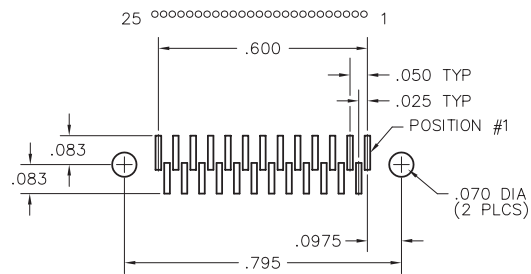
15 POSITION



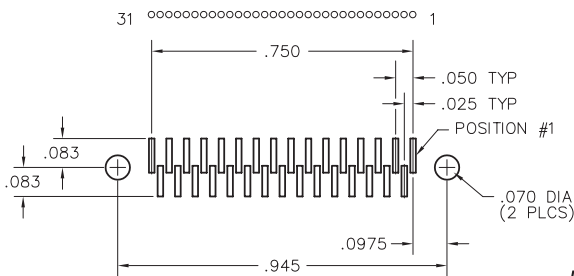
21 POSITION



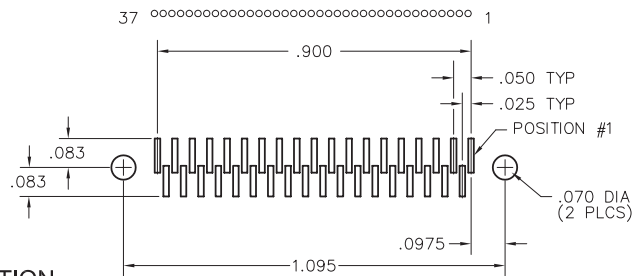
25 POSITION



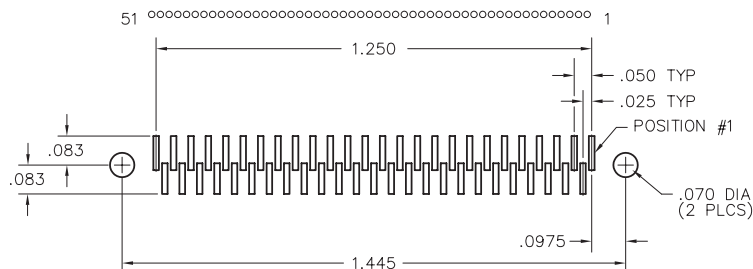
31 POSITION



37 POSITION



51 POSITION



— CLICK HERE —

REQUEST QUOTE

www.geminelec.com

PAGE 2 OF 4 PAGES

(800) 882-6414 | sales@geminelec.com



PLUG: NK-1A2-009-125-TH00
RECEPTACLE: NM-122-009-261-JCAC
XX-XXX-XXX-XXX-XXXX-XX:

PLUG		RECEPTACLE	
SERIES			
NK .025" Metal PC Board Mounted Connector		NM .025" Metal I/O Connector	
BODY			
1 1-Row		1 1-Row	
BODY STYLE: A Plug, vertical mount SMT		BODY STYLE: 2 Receptacle, straight	
BODY MATERIAL: 2 Liquid Crystal Polymer w/ electroless nickel shell 3 Liquid Crystal Polymer w/ electrodeposited cadmium shell <input checked="" type="checkbox"/>		BODY MATERIAL: 2 Liquid Crystal Polymer w/ electroless nickel shell 3 Liquid Crystal Polymer w/ electrodeposited cadmium shell <input checked="" type="checkbox"/>	
SIZE			
XXX Number of contacts (009, 015, 021, 025, 031, 037 or 051)		XXX Number of contacts (009, 015, 021, 025, 031, 037 or 051)	
CONTACTS			
TYPE CONTACTS/TERMINATIONS: 12 Pin, SMT (.020 lead envelope)		TYPE CONTACTS/TERMINATIONS: 26 Socket, straight, crimped wire	
PLATING OPTIONS: 5 50 u" Au contacts; Sn/Pb alloy terminations <input checked="" type="checkbox"/> 8 50 u" Au contacts; Tin plated terminations		PLATING OPTIONS: 1 50 u" Au contacts	
HARDWARE			
STYLE OF HARDWARE: 00 None TH Threaded hole, #0-80 UNF		STYLE OF HARDWARE: 00 None JC Turning jackscrews, captivated #0-80 UNF*	
WIRING OPTIONS: 00 None		WIRING OPTIONS: XX See wiring codes, Page NA-2	
OPTIONS			
010 .040 lead envelope			

* = Recommended torque value 1.0 inch-lbs. max.
Ball end hex wrench not recommended
Hex wrench key/bit conforming to the requirements of ASME / ANSI-B-18.3 is recommended.
.050" hex L-key long arm wrench - order AirBorn p/n CDG14148.

= Option not RoHS compliant

— CLICK HERE —

