

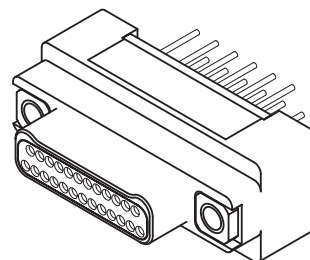
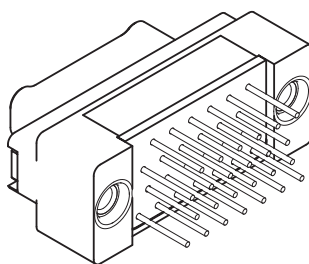
2 · ROW

Vertical PTH Plug with Fixed Hardware

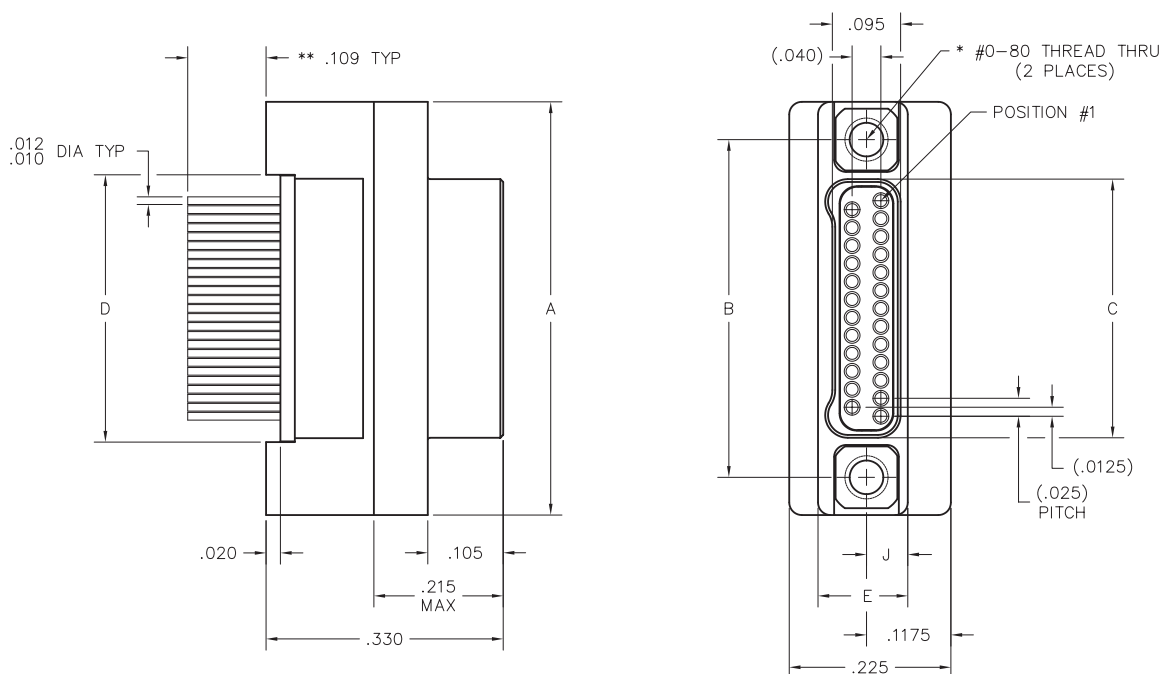
.025"

NK

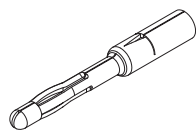
9 thru 91 Contacts



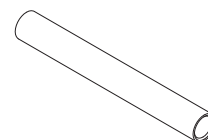
NK-2G2-025-135-TH00
PLUG



DIMENSIONS							
SIZE	A	B	C	D	E	J	*HARDWARE
9	.375	.270	.160	.170			
15	.450	.345	.235	.245			
21	.525	.420	.310	.320			
25	.575	.470	.360	.370			
31	.650	.545	.435	.445	.125	.0575	#0-80 THREAD
37	.725	.620	.510	.520			
51	.900	.795	.685	.695			
65	1.075	.970	.860	.870			
69	1.125	1.020	.910	.920			
85	1.377	1.246	1.110	1.120	.150	.070	#2-56 THREAD
91	1.452	1.321	1.184	1.198			



PIN CONTACT
3 TINE SPRING MEMBER, CRIMP



SOCKET CONTACT
DRAWN TUBE, CRIMP

* = #2-56 UNC THREAD ON 85 AND 91 POSITION CONNECTORS.
** = OTHER LENGTHS AS REQUIRED

— CLICK HERE —

REQUEST QUOTE

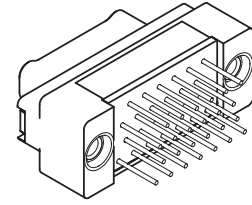
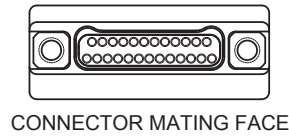
www.geminelec.com

PAGE 1 OF 4 PAGES

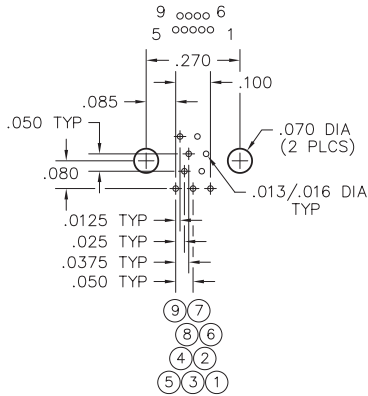
(800) 882-6414 | sales@geminelec.com

Recommended PC Board Layout

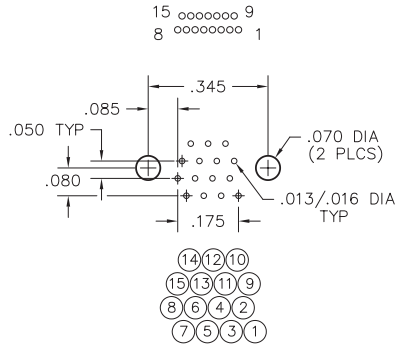
Vertical PTH Plug
FOR REFERENCE ONLY



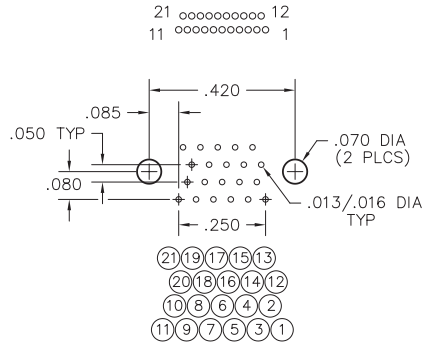
9 POSITION



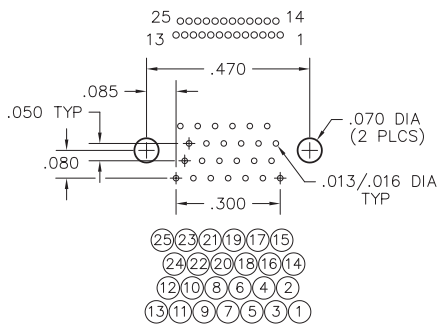
15 POSITION



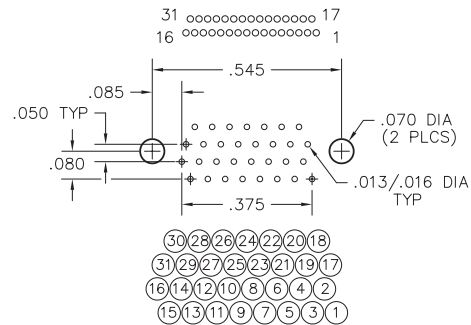
21 POSITION



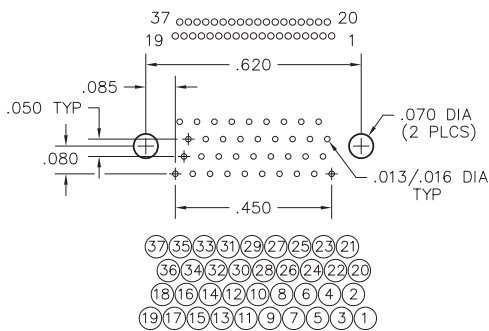
25 POSITION



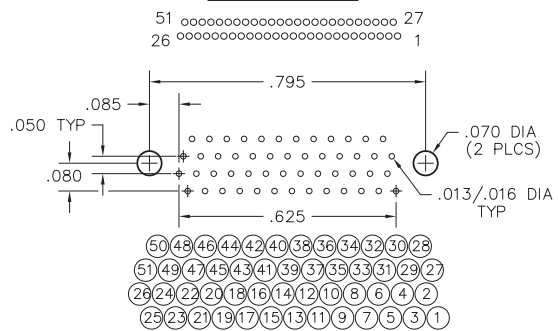
31 POSITION



37 POSITION



51 POSITION



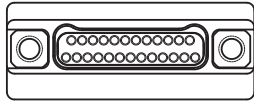
— CLICK HERE —

REQUEST QUOTE

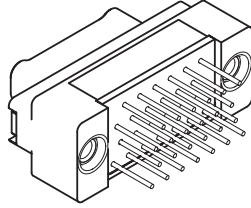
www.geminelec.com

PAGE 2 OF 4 PAGES

(800) 882-6414 | sales@geminelec.com



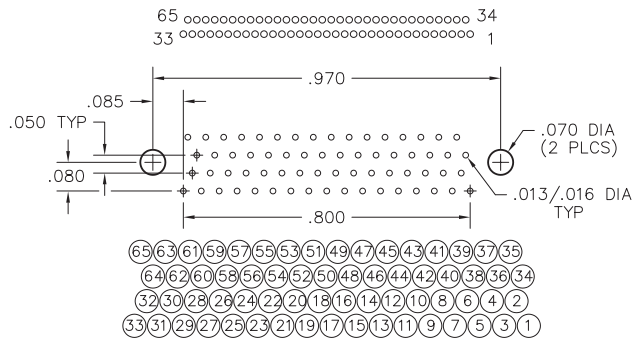
CONNECTOR MATING FACE



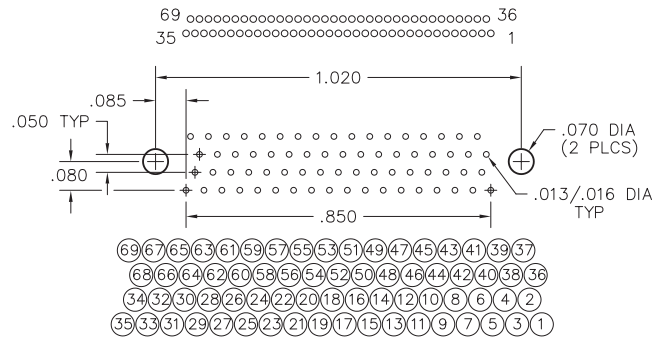
Recommended PC Board Layout

Vertical PTH Plug
FOR REFERENCE ONLY

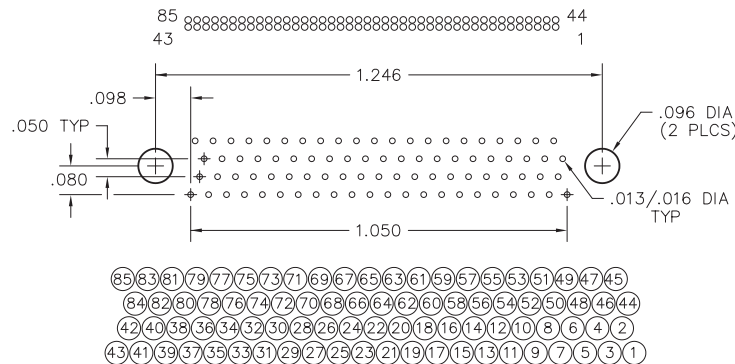
65 POSITION



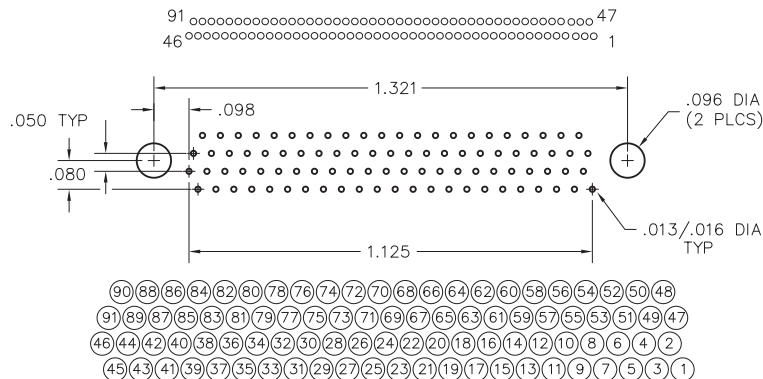
69 POSITION



85 POSITION



91 POSITION



— CLICK HERE —

REQUEST QUOTE

www.geminelec.com

PAGE 3 OF 4 PAGES

(800) 882-6414 | sales@geminelec.com

NK-2G2-025-135-TH00
XX-XXX-XXX-XXX-XXXX

SERIES

NK .025" Metal PC Board Mounted Connector

BODY

2 2-Row

BODY STYLE:

G Plug, vertical mount, plated thru hole (PTH)

BODY MATERIAL:

- 2 Liquid Crystal Polymer w/ electroless nickel shell
- 3 Liquid Crystal Polymer w/ electrodeposited cadmium shell

SIZE

XXX Number of contacts (009, 015, 021, 025, 031, 037, 051, 065, 069, 085 or 091)

CONTACTS

TYPE CONTACTS/TERMINATIONS:

- 13 Pin, straight, .109"
- 14 Pin, straight, .140"
- 15 Pin, straight, .172"

PLATING OPTIONS:

- 5 50 u" Au contacts; Sn/Pb alloy terminations
- 8 50 u" Au contacts; Tin plated terminations

HARDWARE

STYLE OF HARDWARE:

- 00 None
- TH Threaded hole, #0-80 UNF *

WIRING OPTIONS:

- 00 None

* = #2-56 UNC thread on 85 and 91 position connectors
 .050 hex key (#0-80 thread)
 1/16" hex key (#2-56 thread)
 Recommended torque value 1.0 inch-lbs. max. (#0-80 thread)
 Recommended torque value 2.0 inch-lbs. max. (#2-56 thread)
 Ball end hex wrench not recommended
 Hex wrench key/bit conforming to the requirements of ASME / ANSI-B-18.3 is recommended.
 .050" hex L-key long arm wrench - order AirBorn p/n CDG14148.
 1/16" hex L-key long arm wrench - order AirBorn p/n CDG14160.

= Option not RoHS compliant