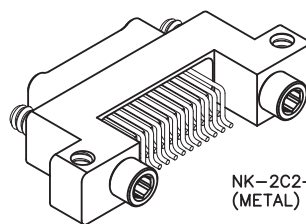


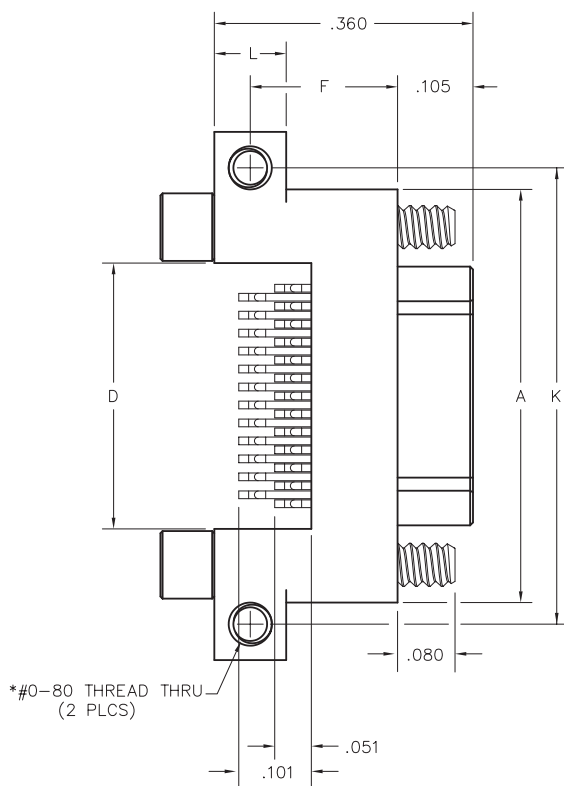
2 · ROW
Horizontal SMT
with Jackscrews
Plug
.025"

NK

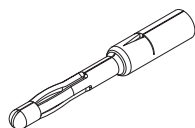
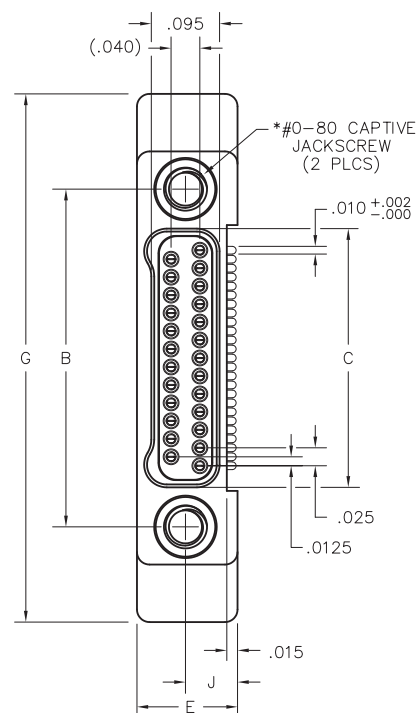
9 thru 85 Contacts



NK-2C2-025-125-JC00
(METAL)



PLUG



PIN CONTACT
3 TINE SPRING MEMBER, CRIMP

DIMENSIONS											
SIZE	A	B	C	D	E	F	G	J	K	L	*HARDWARE
9	.375	.270	.160	.170			.535		.435		#0-80 THREAD
15	.450	.345	.235	.245			.610		.510		
21	.525	.420	.310	.320			.685		.585		
25	.575	.470	.360	.370			.735		.635		
31	.650	.545	.435	.445	.125	.205	.810	.0575	.710	.100	
37	.725	.620	.510	.520			.885		.785		
51	.900	.795	.685	.695			1.060		.960		
65	1.075	.970	.860	.870			1.235		1.135		
69	1.125	1.020	.910	.920			1.285		1.185		
85	1.377	1.246	1.110	1.120	.150	.192	1.590	.0700	1.463	.126	

— CLICK HERE —

REQUEST QUOTE


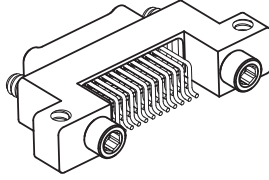
www.geminelec.com

PAGE 1 OF 4 PAGES

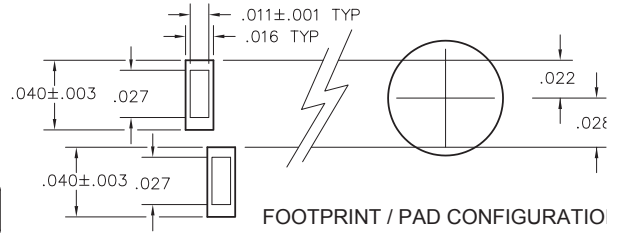
(800) 882-6414 | sales@geminelec.com

Recommended PC Board Layout

Horizontal SMT Plug
FOR REFERENCE ONLY

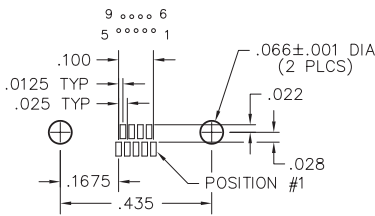


CONNECTOR MATING FACE

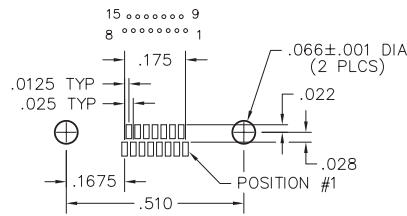


FOOTPRINT / PAD CONFIGURATION

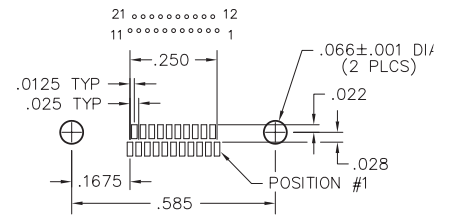
9 POSITION



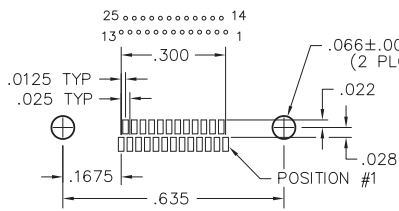
15 POSITION



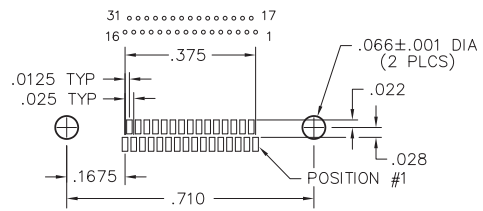
21 POSITION



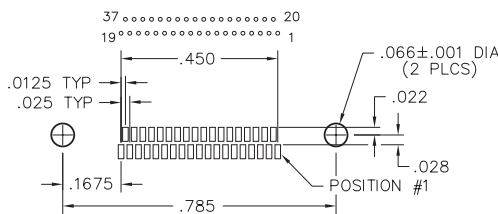
25 POSITION



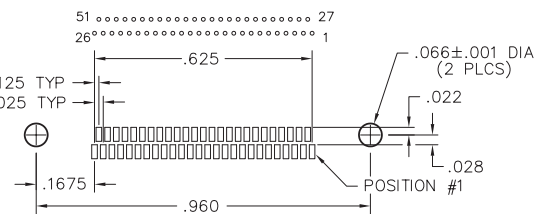
31 POSITION



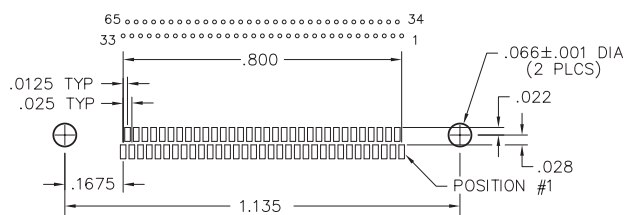
37 POSITION



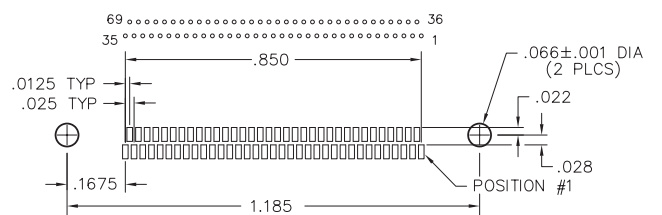
51 POSITION



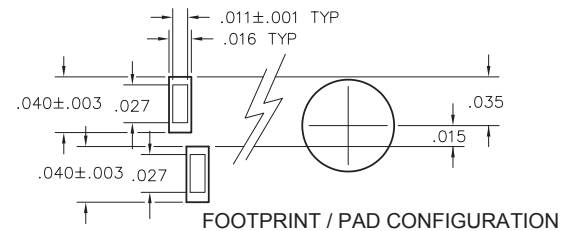
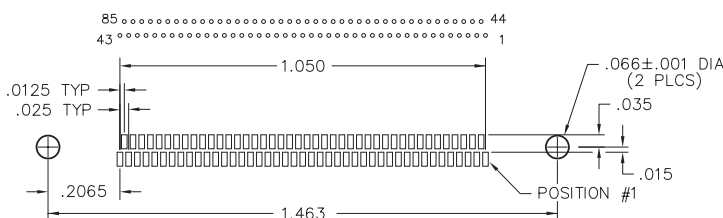
65 POSITION



69 POSITION



85 POSITION



FOOTPRINT / PAD CONFIGURATION

— CLICK HERE —

REQUEST QUOTE

www.geminelec.com

PAGE 2 OF 4 PAGES

(800) 882-6414 | sales@geminelec.com

PLUG: NK-2C2-025-125-TH00
RECEPTACLE: NM-222-025-261-JCAC
XX-XXX-XXX-XXX-XXXX

PLUG		RECEPTACLE	
SERIES			
NK .025" Metal PC Board Mounted Connector		NM .025" Metal I/O Connector	
BODY			
2 2-Row		2 2-Row	
BODY STYLE:		BODY STYLE:	
C Plug, horizontal mount SMT		2 Receptacle, straight	
		6 Receptacle, straight, with factory installed backshell (See page NA-3)	
BODY MATERIAL:		BODY MATERIAL:	
2 Liquid Crystal Polymer w/ electroless nickel shell		2 Liquid Crystal Polymer w/ electroless nickel shell	
3 Liquid Crystal Polymer w/ electrodeposited cadmium shell <input checked="" type="checkbox"/>		3 Liquid Crystal Polymer w/ electrodeposited cadmium shell <input checked="" type="checkbox"/>	
SIZE			
XXX Number of contacts (009, 015, 021, 025, 031, 037, 051, 065, 069 or 085)		XXX Number of contacts (009, 015, 021, 025, 031, 037, 051, 065, 069 or 085)	
CONTACTS			
TYPE CONTACTS/TERMINATIONS:		TYPE CONTACTS/TERMINATIONS:	
12 Pin, SMT		26 Socket, straight, crimped wire	
PLATING OPTIONS:		PLATING OPTIONS:	
5 50 u" Au contacts; Sn/Pb alloy terminations <input checked="" type="checkbox"/>		1 50 u" Au contacts	
8 50 u" Au contacts; Tin plated terminations			
HARDWARE			
STYLE OF HARDWARE:		STYLE OF HARDWARE:	
00 None		00 None	
TH Threaded hole, #0-80 UNF*		JC Turning jackscrews, captivated #0-80 UNF*	
WIRING OPTIONS:		WIRING OPTIONS:	
00 None		XX See wiring codes, Page NA-2	

* = #2-56 UNC thread on 85 position connectors
 .050 hex key (#0-80 thread)
 1/16" hex key (#2-56 thread)
 Recommended torque value 1.0 inch-lbs. max. (#0-80 thread)
 Recommended torque value 2.0 inch-lbs. max. (#2-56 thread)
 Ball end hex wrench not recommended
 Hex wrench key/bit conforming to the requirements of ASME / ANSI-B-18.3 is recommended.
 .050" hex L-key long arm wrench - order AirBorn p/n CDG14148.
 1/16" hex L-key long arm wrench - order AirBorn p/n CDG14160.

= Option not RoHS compliant

— CLICK HERE —

