



## 400/300 Series Incandescent/ Neon Panel Mount Indicator



Panel Mount Incandescent/Neon Indicators

### Special Features

- One piece body and lens construction – available in red, green, amber, clear, blue, yellow and white transparent or translucent butyrate plastic
- Front mounting ribbed body “snaps into panel” – no mounting hardware required
- Available in smooth body for thinner panels – mounts with tinnerman nut
- Sealed against moisture and dust to meet IP66
- Part marking available

### Specifications

- Mounting hole:  $.187" \pm .001"$  (4.75 ± .03mm)
- Termination: 26AWG 6.0" (152.4 mm) solid insulated wire leads or bipin
- Housing: Butyrate plastic

Lens Color Code	
1 = Transparent Amber	6 = Translucent Yellow <sup>1</sup>
2 = Transparent Red	7 = Translucent Red <sup>1</sup>
3 = Transparent Blue*	8 = Translucent Blue* <sup>1</sup>
4 = Transparent Green*	9 = Translucent Green* <sup>1</sup>
5 = Transparent Clear	10 = Translucent White <sup>1</sup>

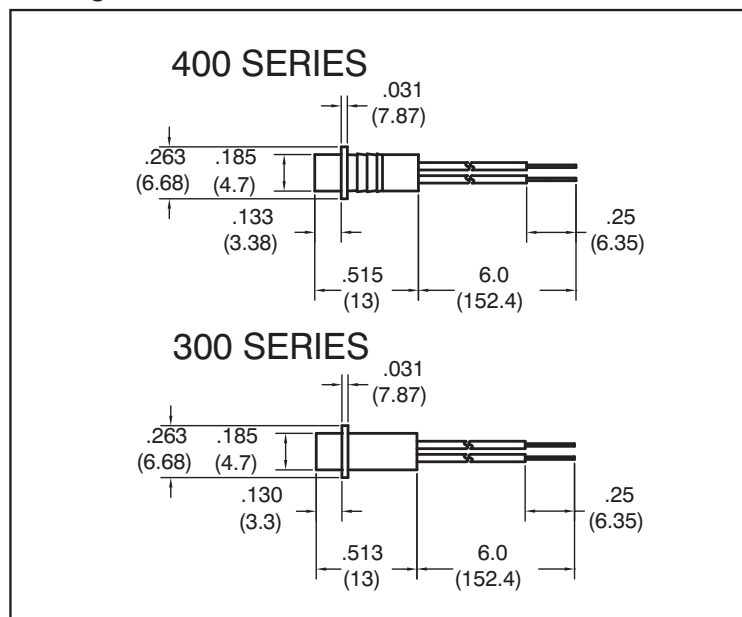
Note: \* Blue and green lenses not recommended for use with standard neon lamp  
<sup>1</sup>Translucent lenses not recommended for use with neon bulbs

### Electrical and Optical Characteristics

Incandescent Lamps				
Lamp Type	Voltage	Amps	MSCP (Nominal)	Life Hours (Average)
HM605	5.0	0.021	0.034	10,000
HM609	5.0	0.115	0.150	40,000
HM619	5.0	0.060	0.150	100,000
HM628	12.0	0.060	0.150	16,000
HM630	14.0	0.065	0.150	16,000
HM631	18.0	0.026	0.150	16,000
HM642	28.0	0.024	0.150	16,000

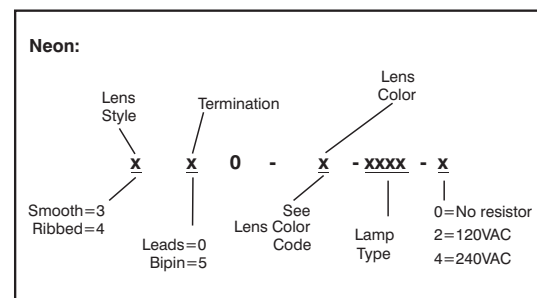
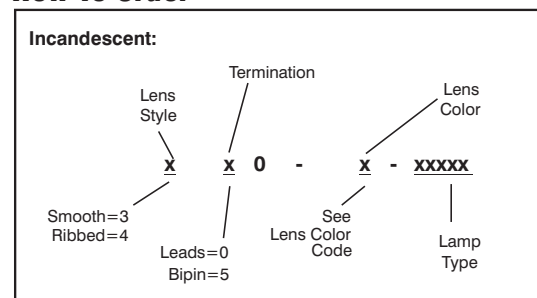
Neon Lamps							
Lamp Type	Circuit Voltage	Starting Voltage (Max)		Current mA	Series Resistor		Life Hours (Average)
		AC	DC		115V	220V	
0800	90-115/220	65	90	0.3	150KΩ	360KΩ	15,000
0801	90-115/220	95	135	1.0	47KΩ	120KΩ	15,000

### Package Dimensions



All dimensions are in inches (mm)

### How To Order



— CLICK HERE —

**REQUEST QUOTE**