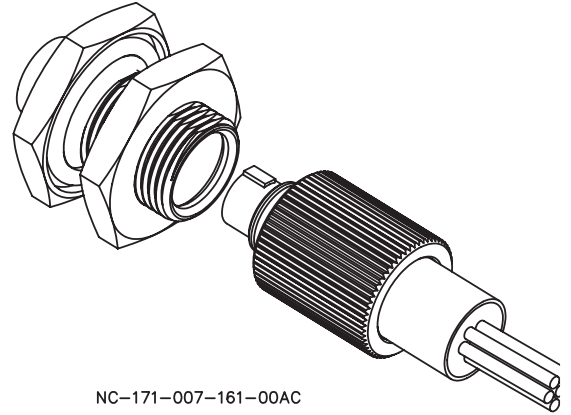


Circular Cable Connectors with Threaded Coupling

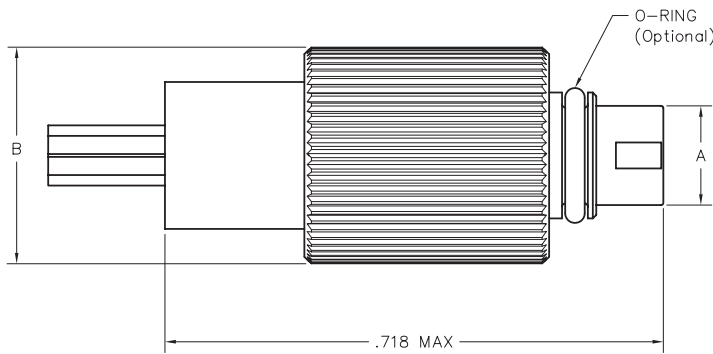
NC

7 & 19 Contacts

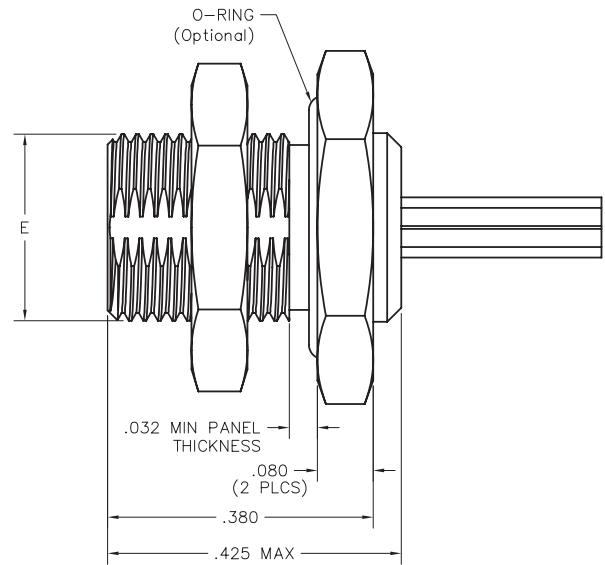
NC-181-007-261-00AC



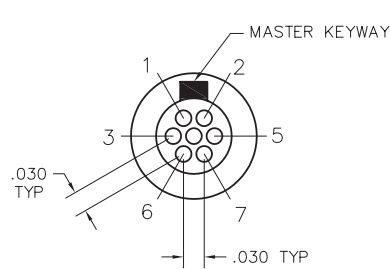
NC-171-007-161-00AC



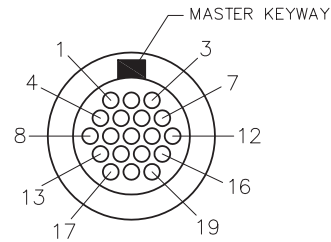
**PLUG
THREADED COUPLING**
(Socket Contacts)
Mates with Rear Panel
Receptacle Only



**RECEPTACLE
REAR PANEL MOUNT**
(Pin Contacts)



7 CONTACTS



19 CONTACTS

Contact Arrangements

Face view, receptacle (Pin Contacts)

Cavity identification numbers are for reference and do not appear on connector.

DIMENSIONS (PLUG)			
MOUNT	SIZE	A MAX DIA	B MAX DIA
THREADED COUPLING	7 POS	.145	.315
	19 POS	.205	.374

DIMENSIONS (RECEPTACLE)		
MOUNT	SIZE	E THREAD
REAR PANEL	7 POS	.270-48 UNS-2A
	19 POS	.3281-48 UNS-2A

— CLICK HERE —

REQUEST QUOTE

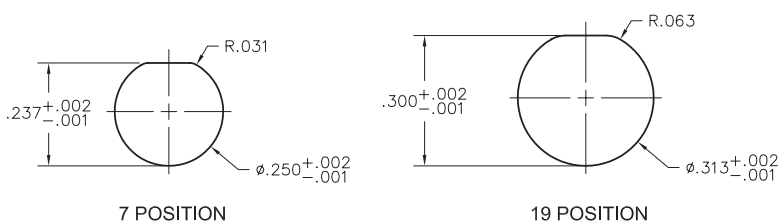
www.geminelec.com

PAGE 1 OF 3 PAGES

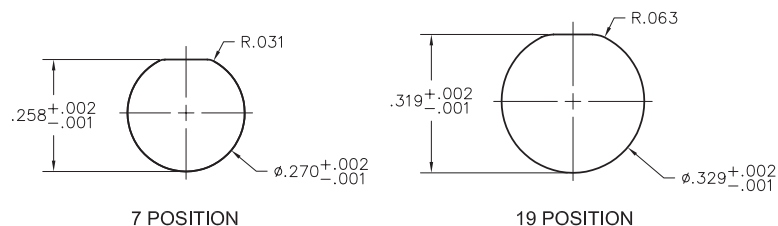
(800) 882-6414 | sales@geminelec.com

Circular Connectors Panel Mounting Dimensions

FRONT PANEL MOUNT



REAR PANEL MOUNT



— CLICK HERE —

REQUEST QUOTE

www.geminelec.com

PAGE 2 OF 3 PAGES

(800) 882-6414 | sales@geminelec.com

PLUG: NC-171-007-161-00AC
RECEPTACLE: NC-181-007-261-00AC
 XX-XXX-XXX-XXX-XXXX

PLUG		RECEPTACLE	
SERIES			
NC	Circular Connector	NC	Circular Connector
BODY			
1	7 Position Shell	1	7 Position Shell
2	19 Position Shell	2	19 Position Shell
BODY STYLE:		BODY STYLE:	
5	Threaded Coupling	6	Rear Mount
7	Threaded Coupling with o-ring	8	Rear Mount with o-ring
BODY MATERIAL:		BODY MATERIAL:	
1	Liquid Crystal Polymer Insulator Brass shell with Electroless nickel plating	1	Liquid Crystal Polymer Insulator Brass shell with Electroless nickel plating
SIZE			
XXX	Number of contacts (007 & 019)	XXX	Number of contacts (007 & 019)
CONTACTS			
TYPE CONTACTS/TERMINATIONS:		TYPE CONTACTS/TERMINATIONS:	
14	Socket, straight, .500" (.010 dia.)	24	Pin, straight, .500" (.010 dia.)
16	Socket, straight, crimped wire	26	Pin, straight, crimped wire
PLATING OPTIONS:		PLATING OPTIONS:	
1	50 u" Au contacts (crimped wire)	1	50 u" Au contacts (crimped wire)
5	50 u" Au contacts; Sn/Pb alloy terminations <input checked="" type="checkbox"/>	5	50 u" Au contacts; Sn/Pb alloy terminations <input checked="" type="checkbox"/>
8	50 u" Au contacts; Tin plated terminations	8	50 u" Au contacts; Tin plated terminations
HARDWARE			
STYLE OF HARDWARE:		STYLE OF HARDWARE:	
00	None	00	Jam nut
WIRING OPTIONS:		WIRING OPTIONS:	
00	None	00	None
XX	See wiring codes, Page NA-2	XX	See wiring codes, Page NA-2

= Option not RoHS compliant

— CLICK HERE —